


**WSI 6/2/LD 10-36V DC/AC****Weidmüller Interface GmbH & Co. KG**

Klingenbergstraße 26

D-32758 Detmold

Germany

www.weidmueller.com

**Product image****Klippon® Connect with clamping yoke Technology**

The high reliability and variety of designs of the terminal blocks with clamping yoke connections make planning easier and optimises operational safety. Klippon® Connect provides a proven response to a range of different requirements.

**General ordering data**

Version	W-Series, Fuse terminal, Rated cross-section: 6 mm <sup>2</sup> , Screw connection
Order No.	<a href="#">1014100000</a>
Type	WSI 6/2/LD 10-36V DC/AC
GTIN (EAN)	4008 190156954
Qty.	25 pc(s).

## WSI 6/2/LD 10-36V DC/AC

**Weidmüller Interface GmbH & Co. KG**

Klingenbergstraße 26

D-32758 Detmold

Germany

www.weidmueller.com

## Technical data

### Dimensions and weights

Depth	78.5 mm	Depth (inches)	3.091 inch
Depth including DIN rail	79.5 mm	Height	60 mm
Height (inches)	2.362 inch	Width	11.9 mm
Width (inches)	0.469 inch	Weight	29.8 g
Net weight	25.48 g		

### Temperatures

Storage temperature	-25 °C...55 °C	Continuous operating temp., min.	-50 °C
Continuous operating temp., max.	120 °C		

### Material data

Material	Wemid	Colour	dark beige
UL 94 flammability rating	V-0		

### System specifications

Version	Screw connection, Fuse isolator, with LED, for screwable cross- connection, One end without connector	End cover plate required	Yes
Number of potentials	1	Number of levels	1
Number of clamping points per level	2	Number of potentials per tier	1
Levels cross-connected internally	No	PE connection	No
Rail	TS 35	N-function	No
PE function	No	PEN function	No

### 2 clampable conductors (H05V/H07V) with equal cross-section (rated connection)

Wire connection cross section, finely stranded with wire-end ferrules DIN 46228/1, 2 clampable wires, max.	2.5 mm <sup>2</sup>	Wire connection cross section, finely stranded with wire-end ferrules DIN 46228/1, 2 clampable wires, min.	0.5 mm <sup>2</sup>
Wire connection cross section, finely stranded, two clampable wires, min.	0.5 mm <sup>2</sup>	Wire cross-section, finely stranded, two clampable wires, max.	2.5 mm <sup>2</sup>

### Additional technical data

Explosion-tested version	No	Number of similar terminals	1
Open sides	right	Type of mounting	Snap-on

### CSA rating data

Certificate No. (CSA)	200039-1057876	Wire cross section max. (CSA)	6 AWG
Wire cross section min. (CSA)	20 AWG		

### Conductors for clamping (additional connection)

Conductor cross-section, flexible plus plastic collar DIN 46228/1, further connection, max.	6 mm <sup>2</sup>
---	-------------------

### Conductors for clamping (rated connection)

Blade size	0.8 x 4.0 mm
------------	--------------

Creation date July 31, 2021 11:47:09 AM CEST

## WSI 6/2/LD 10-36V DC/AC

**Weidmüller Interface GmbH & Co. KG**  
 Klingenbergstraße 26  
 D-32758 Detmold  
 Germany

www.weidmueller.com

## Technical data

Clampable conductor	Connection specification		Screw connection	
	Cross-section for conductor connection	Type	solid, H05(07) V-U	
		min.	0.5 mm <sup>2</sup>	
		max.	10 mm <sup>2</sup>	
		nominal	6 mm <sup>2</sup>	
	wire end ferrule	Stripping length	min.	12 mm
			max.	12 mm
			nominal	12 mm
		Tightening torque	min.	0.8 Nm
	max.		1.6 Nm	
	Recommended wire-end ferrule			
	Connection specification		Screw connection	
Cross-section for conductor connection	Type	stranded, H07V-R		
	min.	1.5 mm <sup>2</sup>		
	max.	10 mm <sup>2</sup>		
	nominal	6 mm <sup>2</sup>		
wire end ferrule	Stripping length	min.	12 mm	
		max.	12 mm	
		nominal	12 mm	
	Tightening torque	min.	0.8 Nm	
max.		1.6 Nm		
Recommended wire-end ferrule				
Connection specification		Screw connection		
Cross-section for conductor connection	Type	flexible, H05(07) V-K		
	min.	0.5 mm <sup>2</sup>		
	max.	10 mm <sup>2</sup>		
	nominal	6 mm <sup>2</sup>		
wire end ferrule	Stripping length	min.	12 mm	
		max.	12 mm	
		nominal	12 mm	
	Tightening torque	min.	0.8 Nm	
max.		1.6 Nm		
Recommended wire-end ferrule				
Clamping range, max.	10 mm <sup>2</sup>			
Clamping range, min.	0.5 mm <sup>2</sup>			
Clamping screw	M 3.5			
Connection cross-section, stranded, max.	10 mm <sup>2</sup>			
Connection cross-section, stranded, min.	1.5 mm <sup>2</sup>			
Connection direction	on side			
Gauge to IEC 60947-1	A5			
Number of connections	2			
Stripping length	12 mm			
Tightening torque, max.	1.6 Nm			
Tightening torque, min.	0.8 Nm			
Torque level with DMS electric screwdriver	3			
Type of connection	Screw connection			
Wire connection cross section AWG, max.	AWG 8			
Wire connection cross section AWG, min.	AWG 20			
Wire connection cross section, finely stranded, max.	10 mm <sup>2</sup>			

## WSI 6/2/LD 10-36V DC/AC

**Weidmüller Interface GmbH & Co. KG**

Klingenbergstraße 26

D-32758 Detmold

Germany

www.weidmueller.com

## Technical data

Wire connection cross-section, finely stranded with wire-end ferrules DIN 46228/1, max.	6 mm <sup>2</sup>
Wire connection cross-section, finely stranded with wire-end ferrules DIN 46228/1, min.	0.5 mm <sup>2</sup>
Wire connection cross-section, finely stranded with wire-end ferrules DIN 46228/4, max.	6 mm <sup>2</sup>
Wire connection cross-section, finely stranded with wire-end ferrules DIN 46228/4, min.	0.5 mm <sup>2</sup>
Wire connection cross-section, solid core, max.	10 mm <sup>2</sup>
Wire connection cross-section, solid core, min.	0.5 mm <sup>2</sup>

### Display element

Operating voltage for display, max.	36 V	Operating voltage for display, min.	10 V
Type of voltage for indicator	AC/DC		

### Fuse terminals

Cartridge fuse	G-Si. 1 x 1/4	Display	Red LED
Fuse holder (cartridge holder)	Pivoting	Operating voltage, max.	36 V
Type of voltage for indicator	AC/DC		

### General

Rail	TS 35	Standards	IEC 60947-7-3
Wire connection cross section AWG, max.	AWG 8	Wire connection cross section AWG, min.	AWG 20

### Rating data

Rated cross-section	6 mm <sup>2</sup>	Rated voltage	36 V
Rated voltage to adjoining terminal	500 V	Rated current	6.3 A
Current at maximum wires	6.3 A	Standards	IEC 60947-7-3
Volume resistance according to IEC 60947-7-x	0.78 mΩ	Rated impulse withstand voltage	6 kV
Power loss in accordance with IEC 60947-7-x	1.31 W	Pollution severity	3

### UL rating data

Certificate No. (UR)	E60693	Conductor size Factory wiring max. (UR)	8 AWG
Conductor size Factory wiring min. (UR)	22 AWG	Conductor size Field wiring max. (UR)	8 AWG
Conductor size Field wiring min. (UR)	22 AWG	UL_wire_max_Print	8 AWG
UL_wire_min_Print	22 AWG		

### Classifications

ETIM 6.0	EC000899	ETIM 7.0	EC000899
ETIM 8.0	EC000899	ECLASS 9.0	27-14-11-16
ECLASS 9.1	27-14-11-16	ECLASS 10.0	27-14-11-16
ECLASS 11.0	27-14-11-16		

## WSI 6/2/LD 10-36V DC/AC

**Weidmüller Interface GmbH & Co. KG**  
 Klingenbergstraße 26  
 D-32758 Detmold  
 Germany

www.weidmueller.com

## Technical data

### Approvals

Approvals



ROHS	Conform
UL File Number Search	E60693

### Downloads

Approval/Certificate/Document of Conformity	<a href="#">CB Testreport</a> <a href="#">CB Certificate</a> <a href="#">EAC certificate</a> <a href="#">DNVGL certificate</a> <a href="#">Lloyds Register Certificate</a> <a href="#">MARITREG Certificate</a> <a href="#">Declaration of Conformity</a> <a href="#">Declaration of Conformity all terminals</a>
Engineering Data	<a href="#">STEP</a>
Engineering Data	<a href="#">EPLAN, WSCAD, Zuken E3.S</a>
User Documentation	<a href="#">Beipackzettel_SAKS_GL_LD.pdf</a> <a href="#">StorageConditionsTerminalBlocks</a>
Catalogues	<a href="#">Catalogues in PDF-format</a>
Brochures	

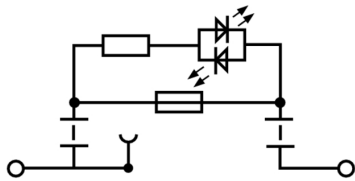
**Data sheet**

**WSI 6/2/LD 10-36V DC/AC**

**Weidmüller Interface GmbH & Co. KG**  
Klingenbergstraße 26  
D-32758 Detmold  
Germany

[www.weidmueller.com](http://www.weidmueller.com)

**Drawings**



## WSI 6/2/LD 10-36V DC/AC

**Weidmüller Interface GmbH & Co. KG**  
 Klingenbergstraße 26  
 D-32758 Detmold  
 Germany

www.weidmueller.com

# Accessories

## Blank



The Dekafix (DEK) marker is the universal marker for all conductor and plug-in connectors as well as for electronic sub-assemblies. The system is ideal for short number sequences and covers a wide range of ready-printed markers.

Strips for fast installation in only one work step. The printing is easy to read, rich in contrast and available in various widths.

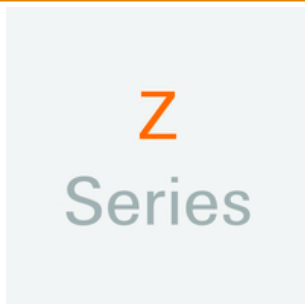
- Large range of ready-to-use markers
- Strips for fast installation
- Terminal markers, suitable for all Weidmüller cable connectors
- Available as blank MultiCard or with standard printing

**For custom printing:** Please send us a file of our labeling software M-Print PRO or M-Print PRO Online (without installation) for your labeling specifications.

### General ordering data

Type	DEK 5/8 MC NE WS	Version	
Order No.	<a href="#">1856740000</a>		Dekafix, Terminal marker, 5 x 8 mm, Pitch in mm (P): 8.00
GTIN (EAN)	4032248400850		Weidmueller, white
Qty.	800 pc(s).		

## Z-Series



Weidmüller's range of products includes end brackets that guarantee a permanent, reliable mounting on the terminal rail and prevent sliding. Versions with and without screws are available. The end brackets include marking options, also for group markers, and also a test plug holder.

### General ordering data

Type	ZST 1	Version	
Order No.	<a href="#">1269070000</a>		Accessories, Accessories holder
GTIN (EAN)	4050118094091		
Qty.	25 pc(s).		

## WSI 6/2/LD 10-36V DC/AC

**Weidmüller Interface GmbH & Co. KG**  
 Klingenbergstraße 26  
 D-32758 Detmold  
 Germany

www.weidmueller.com

## Accessories

## WS 12/6.5

**WS/ DEK**

MultiMark terminal markers use an innovative composite material made from two components. The hard base contour of the marker snaps securely into the connector. The elastic surface finish makes the marker easy to mount. This specially punched material enables the strips to be stretched to accommodate the slight variations in spacing that tend to add up, especially with long terminal blocks. Another advantage: the excellent printability of the surface material guarantees durable and wear-resistant labelling. A print resolution of 300 dpi also produces a very legible script.

**Your benefits with MultiMark**

- Firm hold and durable printing
- Continuous strips save installation time
- Easy mounting thanks to an innovative composite material
- Large label field for optimal legibility
- High flexibility thanks to manufacturer independence

**General ordering data**

Type	WS 12/6.5 MM WS	Version
Order No.	<a href="#">2619930000</a>	WS, Terminal marker, 12 x 6.5 mm, Weidmueller, white
GTIN (EAN)	4050118626155	
Qty.	600 pc(s).	

**Screws**

Depending on the terminal block or also accessories, we offer different types of screws as additional items or also spare parts.

**General ordering data**

Type	KISC M3X5	Version
Order No.	<a href="#">1052100000</a>	Accessories, Mounting screw, for busbars
GTIN (EAN)	4008190125332	
Qty.	100 pc(s).	



## WSI 6/2/LD 10-36V DC/AC

**Weidmüller Interface GmbH & Co. KG**  
Klingenbergstraße 26  
D-32758 Detmold  
Germany

www.weidmueller.com

## Accessories

### 2.5-10 mm<sup>2</sup>

2.5-10  
mm<sup>2</sup>

End plates are fitted to the open side of the last modular terminal before the end bracket. The use of an end plate ensures the function of the modular terminal and the specified rated voltage. It guarantees protection against contact with live parts and makes the final terminal finger-proof.

#### General ordering data

Type	WAP 16+35 WTW 2.5-10	Version
Order No.	<a href="#">1050100000</a>	W-Series, End plate, Partition plate
GTIN (EAN)	4008190079901	
Qty.	20 pc(s).	
Type	WAP 2.5-10	Version
Order No.	<a href="#">1050000000</a>	W-Series, End plate
GTIN (EAN)	4008190103149	
Qty.	50 pc(s).	

### QL mounting screws



Screwable cross-connections are easy to mount and de mount. Thanks to the big contact surface, even high currents can be transmitted with maximum contact reliability.

#### General ordering data

Type	SS M3 D 128-A 3	Version
Order No.	<a href="#">0164400000</a>	Accessories, Lock washer
GTIN (EAN)	4008190035914	
Qty.	50 pc(s).	

## WSI 6/2/LD 10-36V DC/AC

**Weidmüller Interface GmbH & Co. KG**  
 Klingenbergstraße 26  
 D-32758 Detmold  
 Germany

www.weidmueller.com

# Accessories

## Shielding connection



### Shielding and earthing

Our protective earth conductor and shielding terminals featuring different connection technologies allow you to effectively protect both people and equipment from interference, such as electrical or magnetic fields. A comprehensive range of accessories rounds off our range.

### General ordering data

Type	LS 2.8 WDU2.5-10	Version
Order No.	<a href="#">1056400000</a>	W-Series, Shield bus
GTIN (EAN)	4008190036454	
Qty.	100 pc(s).	

## Blank



WS markers are the perfect match for the W-series connectors. Thanks to their system compatibility, the WS tags can also be used with the I-series and the Z-series. The large marking surfaces do not only permit long character strings but also multi-line text. WS markers are ideal for labels with long, customised character strings. Thanks to the proven MultiCard format, printing with PrintJet CONNECT oder/or Plotter is possible.

- Can be fitted in strips or individually
- Markers in proven MultiCard format

**For custom printing:** Please send us a file of our labeling software M-Print PRO or M-Print PRO Online (without installation) for your labeling specifications.

### General ordering data

Type	WS 12/6.5 MC NE WS	Version
Order No.	<a href="#">1609920000</a>	WS, Terminal marker, 12 x 6.5 mm, Pitch in mm (P): 6.50
GTIN (EAN)	4008190203511	Weidmueller, Allen-Bradley, white
Qty.	540 pc(s).	

## WSI 6/2/LD 10-36V DC/AC

**Weidmüller Interface GmbH & Co. KG**  
 Klingenbergstraße 26  
 D-32758 Detmold  
 Germany

www.weidmueller.com

## Accessories

### QL / SAK 16



Screwable cross-connections are easy to mount and de mount. Thanks to the big contact surface, even high currents can be transmitted with maximum contact reliability.

### General ordering data

Type	QL 4 SAK16	Version
Order No.	<a href="#">0470900000</a>	SAK Series, Cross-connector, for cross-connection link, Number of
GTIN (EAN)	4008190112257	poles: 4
Qty.	50 pc(s).	
Type	QL 2 SAK16	Version
Order No.	<a href="#">0470700000</a>	SAK Series, Cross-connector, for cross-connection link, Number of
GTIN (EAN)	4008190182618	poles: 2
Qty.	50 pc(s).	
Type	QL 10 SAK16	Version
Order No.	<a href="#">0471000000</a>	SAK Series, Cross-connector, for cross-connection link, Number of
GTIN (EAN)	4008190150761	poles: 10
Qty.	20 pc(s).	
Type	QL 3 SAK16	Version
Order No.	<a href="#">0470800000</a>	SAK Series, Cross-connector, for cross-connection link, Number of
GTIN (EAN)	4008190011574	poles: 3
Qty.	50 pc(s).	

**WSI 6/2/LD 10-36V DC/AC**

**Weidmüller Interface GmbH & Co. KG**  
 Klingenbergstraße 26  
 D-32758 Detmold  
 Germany

www.weidmueller.com

**Accessories**

**DEK 5/8**



**WS/ DEK**

MultiMark terminal markers use an innovative composite material made from two components. The hard base contour of the marker snaps securely into the connector. The elastic surface finish makes the marker easy to mount. This specially punched material enables the strips to be stretched to accommodate the slight variations in spacing that tend to add up, especially with long terminal blocks. Another advantage: the excellent printability of the surface material guarantees durable and wear-resistant labelling. A print resolution of 300 dpi also produces a very legible script.

**Your benefits with MultiMark**

- Firm hold and durable printing
- Continuous strips save installation time
- Easy mounting thanks to an innovative composite material
- Large label field for optimal legibility
- High flexibility thanks to manufacturer independence

**General ordering data**

Type	DEK 5/8 MM WS	Version	
Order No.	<a href="#">2007130000</a>		Dekafix, Terminal marker, 5 x 8 mm, Weidmueller, white
GTIN (EAN)	4050118392012		
Qty.	500 pc(s).		

# Mouser Electronics

Authorized Distributor

Click to View Pricing, Inventory, Delivery & Lifecycle Information:

[Weidmuller:](#)

[1014100000](#)