


WDU 35**Weidmüller Interface GmbH & Co. KG**

Klingenbergstraße 26

D-32758 Detmold

Germany

www.weidmueller.com

Product image**Power feed-in**

Our wide range of W-Series terminal blocks with our WPD main line branch terminals, which are optimised to guarantee both convenience and space gains, ensures a secure and convenient connection at the power feed-in.

General ordering data

Version	Feed-through terminal, Screw connection, 35 mm ² , 1000 V, 125 A, dark beige
Order No.	1020500000
Type	WDU 35
GTIN (EAN)	4008190077013
Qty.	40 pc(s).

Creation date July 30, 2021 11:56:33 AM CEST

Catalogue status 23.07.2021 / We reserve the right to make technical changes.

WDU 35

Weidmüller Interface GmbH & Co. KG

Klingenbergstraße 26

D-32758 Detmold

Germany

www.weidmueller.com

Technical data

Dimensions and weights

Depth	62.5 mm	Depth (inches)	2.461 inch
Depth including DIN rail	63 mm	Height	60 mm
Height (inches)	2.362 inch	Width	16 mm
Width (inches)	0.63 inch	Weight	54 g
Net weight	51.38 g		

Temperatures

Storage temperature		Operating temperature range	For operating temperature range see EC Design Test Certificate / IEC Ex-Certificate of Conformity
	-25 °C...55 °C		
Continuous operating temp., min.	-60 °C	Continuous operating temp., max.	130 °C

Material data

Material	Wemid	Colour	dark beige
UL 94 flammability rating	V-0		

Rating data IECEx/ATEX

Certificate No. (ATEX)	DEMKO14ATEX1338U	Certificate No. (IECEX)	IECEXULD14.0005U
Max. voltage (ATEX)	690 V	Current (ATEX)	115 A
Wire cross section max. (ATEX)	35 mm ²	Max. voltage (IECEX)	690 V
Current (IECEX)	115 A	Wire cross section max. (IECEX)	35 mm ²
Operating temperature range	For operating temperature range see EC Design Test Certificate / IEC Ex-Certificate of Conformity	Marking EN 60079-7	
Ex 2014/34/EU label	II 2 G D		Ex eb II C Gb

System specifications

Version	Screw connection, for screwable cross-connection, One end without connector	End cover plate required	Yes
Number of potentials	1	Number of levels	1
Number of clamping points per level	2	Number of potentials per tier	1
Levels cross-connected internally	No	PE connection	No
Rail	TS 35	N-function	No
PE function	No	PEN function	Yes

2 clampable conductors (H05V/H07V) with equal cross-section (rated connection)

Cross-section for connected wire, stranded, two clampable wires, max.	16 mm ²	Cross-section for connected wire, stranded, two clampable wires, min.	16 mm ²
Wire connection cross section, finely stranded with wire-end ferrules DIN 46228/1, 2 clampable wires, max.	16 mm ²	Wire connection cross section, finely stranded with wire-end ferrules DIN 46228/1, 2 clampable wires, min.	2.5 mm ²
Wire connection cross section, finely stranded, two clampable wires, min.	2.5 mm ²	Wire cross-section, finely stranded, two clampable wires, max.	16 mm ²

WDU 35

Weidmüller Interface GmbH & Co. KG
 Klingenbergstraße 26
 D-32758 Detmold
 Germany

www.weidmueller.com

Technical data

Additional technical data

Explosion-tested version	Yes	Number of similar terminals	1
Open sides	right	Type of mounting	Snap-on

CSA rating data

Certificate No. (CSA)	200039-1057876	Current size C (CSA)	150 A
Voltage size C (CSA)	600 V	Wire cross section min. (CSA)	12 AWG

Conductors for clamping (rated connection)

Blade size	6.5 x 1.2 mm			
Clampable conductor	Connection specification		Screw connection	
	Cross-section for conductor connection	Type	solid, H05(07) V-U	
		min.	2.5 mm ²	
		max.	16 mm ²	
		nominal	35 mm ²	
	wire end ferrule	Stripping length	min.	18 mm
			max.	18 mm
			nominal	18 mm
		Tightening torque	min.	4 Nm
	max.		5 Nm	
	Recommended wire-end ferrule			
	Connection specification		Screw connection	
	Cross-section for conductor connection	Type	stranded, H07V-R	
		min.	2.5 mm ²	
		max.	50 mm ²	
		nominal	35 mm ²	
	wire end ferrule	Stripping length	min.	18 mm
			max.	18 mm
			nominal	18 mm
		Tightening torque	min.	4 Nm
max.	5 Nm			
Recommended wire-end ferrule				
Connection specification		Screw connection		
Cross-section for conductor connection	Type	flexible, H05(07) V-K		
	min.	2.5 mm ²		
	max.	35 mm ²		
	nominal	35 mm ²		
wire end ferrule	Stripping length	min.	18 mm	
		max.	18 mm	
		nominal	18 mm	
	Tightening torque	min.	4 Nm	
max.		5 Nm		
Recommended wire-end ferrule				
Clamping range, max.	50 mm ²			
Clamping range, min.	2.5 mm ²			
Clamping screw	M 6			
Connection cross-section, stranded, max.	50 mm ²			
Connection cross-section, stranded, min.	2.5 mm ²			
Connection direction	on side			
Gauge to IEC 60947-1	B8			

Creation date July 30, 2021 11:56:33 AM CEST

WDU 35**Weidmüller Interface GmbH & Co. KG**

Klingenbergstraße 26

D-32758 Detmold

Germany

www.weidmueller.com

Technical data

Number of connections	2
Stripping length	18 mm
Tightening torque, max.	5 Nm
Tightening torque, min.	4 Nm
Twin wire-end ferrules, max.	16 mm ²
Twin wire-end ferrules, min.	1.5 mm ²
Type of connection	Screw connection
Wire connection cross section AWG, max.	AWG 2
Wire connection cross section AWG, min.	AWG 12
Wire connection cross section, finely stranded, max.	35 mm ²
Wire connection cross-section, finely stranded with wire-end ferrules DIN 46228/1, max.	35 mm ²
Wire connection cross-section, finely stranded with wire-end ferrules DIN 46228/1, min.	2.5 mm ²
Wire connection cross-section, finely stranded with wire-end ferrules DIN 46228/4, max.	35 mm ²
Wire connection cross-section, finely stranded with wire-end ferrules DIN 46228/4, min.	2.5 mm ²
Wire connection cross-section, solid core, max.	16 mm ²
Wire connection cross-section, solid core, min.	2.5 mm ²

General

Rail	TS 35	Standards	IEC 60947-7-1
Wire connection cross section AWG, max.	AWG 2	Wire connection cross section AWG, min.	AWG 12

Rating data

Rated cross-section	35 mm ²	Rated voltage	1,000 V
Rated DC voltage	1,000 V DC	Rated current	125 A
Current at maximum wires	150 A	Standards	IEC 60947-7-1
Volume resistance according to IEC 60947-7-x	0.26 mΩ	Rated impulse withstand voltage	8 kV
Power loss in accordance with IEC 60947-7-x	4 W	Pollution severity	3
Surge voltage category	III		

UL rating data

Certificate No. (UR)	E60693	Conductor size Factory wiring max. (UR)	0 AWG
Conductor size Factory wiring min. (UR)	12 AWG	Conductor size Field wiring max. (UR)	0 AWG
Conductor size Field wiring min. (UR)	12 AWG	Current size C (UR)	150 A
UL_current_Print	150 A	UL_voltage_Print	1,000 V
UL_wire_max_Print	0 AWG	UL_wire_min_Print	12 AWG
Voltage size C (UR)	1000 V		

WDU 35

Weidmüller Interface GmbH & Co. KG

Klingenbergstraße 26

D-32758 Detmold

Germany

www.weidmueller.com

Technical data

Classifications

ETIM 6.0	EC000897	ETIM 7.0	EC000897
ETIM 8.0	EC000897	ECLASS 9.0	27-14-11-20
ECLASS 9.1	27-14-11-20	ECLASS 10.0	27-14-11-20
ECLASS 11.0	27-14-11-20		

Approvals

Approvals



ROHS	Conform
UL File Number Search	E60693

Downloads

Approval/Certificate/Document of Conformity	Attestation of Conformity IECEX Certificate CB Testreport CB Certificate EAC certificate DNVGL certificate NEMKO certificate INMETRO certificate Lloyds Register Certificate MARITREG Certificate POLSKIREJ certificate EAC EX Certificate CCC Ex Certificate Declaration of Conformity ATEX Certificate Declaration of Conformity all terminals
Engineering Data	STEP
Engineering Data	EPLAN, WSCAD, Zuken E3.S
User Documentation	NTI WDU/WPE 35.pdf StorageConditionsTerminalBlocks
Catalogues	Catalogues in PDF-format
Brochures	

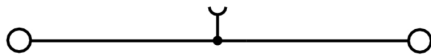
Data sheet

WDU 35

Weidmüller Interface GmbH & Co. KG
Klingenbergstraße 26
D-32758 Detmold
Germany

www.weidmueller.com

Drawings



WDU 35

Weidmüller Interface GmbH & Co. KG

Klingenbergstraße 26


D-32758 Detmold

Germany

www.weidmueller.com

Accessories

ZGB pivotable group tag holder



The ZGB 15 is a hinged group tag carrier. The tag carrier can hold the dekafix 5, WS 12/5 terminal markers or the inlay tag ESO 15.

The ZGB 30 is a hinged group tag carrier. The tag carrier can hold the dekafix 5, WS 12/5 terminal markers or the inlay tag ESO 7.

Inlay tags and protective strips can be found under "Accessories".

General ordering data

Type	ZGB 15	Version
Order No.	1636530000	Terminal markers, Terminal marker, 15 x 7 mm, Pitch in mm (P): 5.00
GTIN (EAN)	4008190297053	Weidmueller, white
Qty.	20 pc(s).	
Type	ZGB 30	Version
Order No.	1611930000	Terminal markers, Terminal marker, 32 x 7 mm, Pitch in mm (P): 5.00
GTIN (EAN)	4008190002251	Weidmueller, white
Qty.	20 pc(s).	

Blank



The WAD connector marker is suitable for W-series terminals and for the WEW 35/2 and ZEW 35/2 end brackets. The markers are available as blank markers, with custom printing or standard print with lightning symbol. The WAD MultiCard markers are suitable for labelling with PrintJet CONNECT printers.

For custom printing: Please send us a file of our labeling software M-Print PRO or M-Print PRO Online (without installation) for your labeling specifications.

General ordering data

Type	WAD 12 MC NE WS	Version
Order No.	2445070000	Group markers, Cover, 36.2 x 11.9 mm, white
GTIN (EAN)	4050118458220	
Qty.	32 pc(s).	
Type	WAD 12 MC NE GE	Version
Order No.	2445080000	Group markers, Cover, 36.2 x 11.9 mm, yellow
GTIN (EAN)	4050118458213	
Qty.	32 pc(s).	

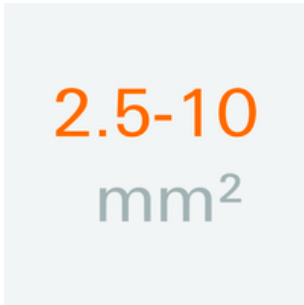
WDU 35

Weidmüller Interface GmbH & Co. KG
 Klingenbergstraße 26
 D-32758 Detmold
 Germany

www.weidmueller.com

Accessories

2.5-10 mm²



End plates are fitted to the open side of the last modular terminal before the end bracket. The use of an end plate ensures the function of the modular terminal and the specified rated voltage. It guarantees protection against contact with live parts and makes the final terminal finger-proof.

General ordering data

Type	WAP 16+35 WTW 2.5-10	Version
Order No.	1050100000	W-Series, End plate, Partition plate
GTIN (EAN)	4008190079901	
Qty.	20 pc(s).	
Type	WAP 16+35 WTW 2.5-10 BL	Version
Order No.	1050180000	W-Series, End plate, Partition plate
GTIN (EAN)	4008190013899	
Qty.	20 pc(s).	

Blank



WS markers are the perfect match for the W-series connectors. Thanks to their system compatibility, the WS tags can also be used with the I-series and the Z-series. The large marking surfaces do not only permit long character strings but also multi-line text. WS markers are ideal for labels with long, customised character strings. Thanks to the proven MultiCard format, printing with PrintJet CONNECT oder/or Plotter is possible.

- Can be fitted in strips or individually
- Markers in proven MultiCard format

For custom printing: Please send us a file of our labeling software M-Print PRO or M-Print PRO Online (without installation) for your labeling specifications.

General ordering data

Type	WS 12/5 MC NE WS	Version
Order No.	1609860000	WS, Terminal marker, 12 x 5 mm, Pitch in mm (P): 5.00 Weidmueller,
GTIN (EAN)	4008190203481	Allen-Bradley, white
Qty.	720 pc(s).	

WDU 35

Weidmüller Interface GmbH & Co. KG

Klingenbergstraße 26


D-32758 Detmold

Germany

www.weidmueller.com

Accessories

SchT group marker carrier



The SchT 5 S group tag carriers are clipped directly onto the TS 32 mounting rail (G-rail) or the TS 35 mounting rail (top-hat rail). It is therefore possible to label the terminal strip irrespective of the terminal and the type of terminal. SchT 5 and SchT 5 S are fitted with ESO 5, STR 5 protective strips.

The SchT 7 is a hinged group tag carrier for inlay tags which enables easy access to the clamping screw. The SchT 7 is fitted with ESO 7, STR 7 protective strips or DEK 5.

Inlay tags and protective strips can be found under "Accessories".

General ordering data

Type	Version
SCHT 7	SCHT, Terminal marker, 39.3 x 8 mm, Pitch in mm (P): 7.00
Order No. 0517960000	Weidmueller, white
GTIN (EAN) 4008190001742	
Qty. 20 pc(s).	

With lightning flash



The WAD connector marker is suitable for W-series terminals and for the WEW 35/2 and ZEW 35/2 end brackets. The markers are available as blank markers, with custom printing or standard print with lightning symbol. The WAD MultiCard markers are suitable for labelling with PrintJet CONNECT printers.

For custom printing: Please send us a file of our labeling software M-Print PRO or M-Print PRO Online (without installation) for your labeling specifications.

General ordering data

Type	Version
WAD 12 MC B GE/SW	Group markers, Cover, 36.2 x 11.9 mm, yellow
Order No. 2445090000	
GTIN (EAN) 4050118457896	
Qty. 32 pc(s).	

WDU 35

Weidmüller Interface GmbH & Co. KG
 Klingenbergstraße 26
 D-32758 Detmold
 Germany

www.weidmueller.com

Accessories

Step-down bridges

General ordering data

Type	WQV 35-4/6	Version
Order No.	1064200000	W-Series, Cross-connector, For the terminals, Number of poles: 2
GTIN (EAN)	4008190072919	
Qty.	10 pc(s).	
Type	WQV 35-2.5	Version
Order No.	1064100000	W-Series, Cross-connector, For the terminals, Number of poles: 3
GTIN (EAN)	4008190142285	
Qty.	10 pc(s).	
Type	WQV 35-10	Version
Order No.	1068000000	W-Series, Cross-connector, For the terminals, Number of poles: 2
GTIN (EAN)	4008190141011	
Qty.	10 pc(s).	

WDU 35

Weidmüller Interface GmbH & Co. KG
 Klingenbergstraße 26
 D-32758 Detmold
 Germany

www.weidmueller.com

Accessories

WS 12/5



WS/ DEK

MultiMark terminal markers use an innovative composite material made from two components. The hard base contour of the marker snaps securely into the connector. The elastic surface finish makes the marker easy to mount. This specially punched material enables the strips to be stretched to accommodate the slight variations in spacing that tend to add up, especially with long terminal blocks. Another advantage: the excellent printability of the surface material guarantees durable and wear-resistant labelling. A print resolution of 300 dpi also produces a very legible script.

Your benefits with MultiMark

- Firm hold and durable printing
- Continuous strips save installation time
- Easy mounting thanks to an innovative composite material
- Large label field for optimal legibility
- High flexibility thanks to manufacturer independence

General ordering data

Type	WS 12/5 MM WS	Version
Order No.	2007190000	WS, Terminal marker, 12 x 5 mm, Weidmueller, white
GTIN (EAN)	4050118392036	
Qty.	800 pc(s).	

WDU 35

Weidmüller Interface GmbH & Co. KG
Klingenbergstraße 26
D-32758 Detmold
Germany

www.weidmueller.com

Accessories

Blank



The Dekafix (DEK) marker is the universal marker for all conductor and plug-in connectors as well as for electronic sub-assemblies. The system is ideal for short number sequences and covers a wide range of ready-printed markers.

Strips for fast installation in only one work step. The printing is easy to read, rich in contrast and available in various widths.

- Large range of ready-to-use markers
- Strips for fast installation
- Terminal markers, suitable for all Weidmüller cable connectors
- Available as blank MultiCard or with standard printing

For custom printing: Please send us a file of our labeling software M-Print PRO or M-Print PRO Online (without installation) for your labeling specifications.

General ordering data

Type	DEK 5/5 MC NE WS	Version
Order No.	1609801044	Dekafix, Terminal marker, 5 x 5 mm, Pitch in mm (P): 5.00
GTIN (EAN)	4008190397111	Weidmueller, white
Qty.	1,000 pc(s).	

35 mm²

Power feed-in

Our wide range of W-Series terminal blocks with our WPD main line branch terminals, which are optimised to guarantee both convenience and space gains, ensures a secure and convenient connection at the power feed-in.

General ordering data

Type	WQV 35/4	Version
Order No.	1055460000	W-Series, Cross-connector, For the terminals, Number of poles: 4
GTIN (EAN)	4008190130275	
Qty.	50 pc(s).	
Type	WQV 35/3	Version
Order No.	1055360000	W-Series, Cross-connector, For the terminals, Number of poles: 3
GTIN (EAN)	4008190007249	
Qty.	50 pc(s).	
Type	WQV 35/10	Version
Order No.	1053160000	W-Series, Cross-connector, For the terminals, Number of poles: 10
GTIN (EAN)	4008190026028	
Qty.	10 pc(s).	

WDU 35

Weidmüller Interface GmbH & Co. KG
Klingenbergstraße 26
D-32758 Detmold
Germany

www.weidmueller.com

Accessories

Type	WQV 35/2	Version
Order No.	1053060000	W-Series, Cross-connector, For the terminals, Number of poles: 2
GTIN (EAN)	4008190097349	
Qty.	50 pc(s).	

Testsockets



Test adapters and test plugs are used for the electrical connection between terminal blocks and the test equipment. In this way, an electrical contact can be established in the wired state and measurements can be done easily.

General ordering data

Type	STB 16/D7/4/M4 SAK35	Version
Order No.	0140200000	SAK Series, Socket
GTIN (EAN)	4008190134884	
Qty.	50 pc(s).	

Type	STB 14/D6/4/M3 SAK10	Version
Order No.	0169900000	Accessories, Socket
GTIN (EAN)	4008190076665	
Qty.	50 pc(s).	

W-Series



Weidmüller's range of products includes end brackets that guarantee a permanent, reliable mounting on the terminal rail and prevent sliding. Versions with and without screws are available. The end brackets include marking options, also for group markers, and also a test plug holder.

General ordering data

Type	WEW 35/1	Version
Order No.	1059000000	W-Series, End bracket
GTIN (EAN)	4008190172282	
Qty.	50 pc(s).	

WDU 35

Weidmüller Interface GmbH & Co. KG
 Klingenbergstraße 26
 D-32758 Detmold
 Germany

www.weidmueller.com

Accessories

W-Series



A partition plate is used for the optical separation of circuits or used for electrical isolation from neighbouring cross-connectors. In contrast to the end plate, the contour can be larger than the adjacent terminal blocks. However, it should not be smaller, as otherwise the required clearance and creepage distances within the application can no longer be maintained.

General ordering data

Type	WTW EN	Version
Order No.	1058800000	W-Series, Partition plate
GTIN (EAN)	4008190140175	
Qty.	20 pc(s).	

Mouser Electronics

Authorized Distributor

Click to View Pricing, Inventory, Delivery & Lifecycle Information:

[Weidmuller:](#)

[1020500000](#)