


WSI 4/2**Weidmüller Interface GmbH & Co. KG**

Klingenbergstraße 26

D-32758 Detmold

Germany

www.weidmueller.com

Product image**Klippon® Connect with clamping yoke Technology**

The high reliability and variety of designs of the terminal blocks with clamping yoke connections make planning easier and optimises operational safety. Klippon® Connect provides a proven response to a range of different requirements.

General ordering data

Version	W-Series, Fuse terminal, Rated cross-section: 4 mm ² , Screw connection
Order No.	1880430000
Type	WSI 4/2
GTIN (EAN)	4032248541928
Qty.	25 pc(s).

Creation date August 10, 2021 11:38:29 AM CEST

Catalogue status 30.07.2021 / We reserve the right to make technical changes.

WSI 4/2

Weidmüller Interface GmbH & Co. KG

Klingenbergstraße 26

D-32758 Detmold

Germany

www.weidmueller.com

Technical data

Dimensions and weights

Depth	53.5 mm	Depth (inches)	2.106 inch
Depth including DIN rail	46 mm	Height	81.6 mm
Height (inches)	3.213 inch	Width	9.1 mm
Width (inches)	0.358 inch	Net weight	21.76 g

Temperatures

Storage temperature	-25 °C...55 °C	Continuous operating temp., min.	-50 °C
Continuous operating temp., max.	120 °C		

Material data

Material	Wemid	Colour	black
UL 94 flammability rating	V-0		

System specifications

Version	Screw connection, Fuse isolator, One end without connector	End cover plate required	Yes
Number of potentials	1	Number of levels	1
Number of clamping points per level	2	Number of potentials per tier	1
Levels cross-connected internally	No	PE connection	No
Rail	TS 35, TS 32	N-function	No
PE function	No	PEN function	No

2 clampable conductors (H05V/H07V) with equal cross-section (rated connection)

Wire connection cross section, finely stranded with wire-end ferrules DIN 46228/1, 2 clampable wires, max.	1.5 mm ²	Wire connection cross section, finely stranded with wire-end ferrules DIN 46228/1, 2 clampable wires, min.	0.5 mm ²
Wire connection cross section, finely stranded, two clampable wires, min.	0.5 mm ²	Wire cross-section, finely stranded, two clampable wires, max.	1.5 mm ²

Additional technical data

Number of similar terminals	1	Open sides	right
Type of mounting	Snap-on		

CSA rating data

Certificate No. (CSA)	200039-1575489	Current size C (CSA)	15 A
Voltage size C (CSA)	300 V	Wire cross section max. (CSA)	10 AWG
Wire cross section min. (CSA)	30 AWG		

Conductors for clamping (rated connection)

Blade size	0.6 x 3.5 mm
------------	--------------

WSI 4/2

Weidmüller Interface GmbH & Co. KG
 Klingenbergstraße 26
 D-32758 Detmold
 Germany

www.weidmueller.com

Technical data

Clampable conductor	Connection specification		Screw connection	
	Cross-section for conductor connection	Type	solid, H05(07) V-U	
		min.	0.5 mm ²	
		max.	6 mm ²	
		nominal	4 mm ²	
	wire end ferrule	Stripping length	min.	11 mm
			max.	11 mm
			nominal	11 mm
		Tightening torque	min.	0.5 Nm
	max.		0.8 Nm	
	Recommended wire-end ferrule			
	Connection specification		Screw connection	
Cross-section for conductor connection	Type	stranded, H07V-R		
	min.	1.5 mm ²		
	max.	6 mm ²		
	nominal	4 mm ²		
wire end ferrule	Stripping length	min.	11 mm	
		max.	11 mm	
		nominal	11 mm	
	Tightening torque	min.	0.5 Nm	
max.		0.8 Nm		
Recommended wire-end ferrule				
Connection specification		Screw connection		
Cross-section for conductor connection	Type	flexible, H05(07) V-K		
	min.	0.5 mm ²		
	max.	6 mm ²		
	nominal	4 mm ²		
wire end ferrule	Stripping length	min.	11 mm	
		max.	11 mm	
		nominal	11 mm	
	Tightening torque	min.	0.5 Nm	
max.		0.8 Nm		
Recommended wire-end ferrule				
Clamping range, max.	6 mm ²			
Clamping range, min.	0.5 mm ²			
Clamping screw	M 3			
Connection cross-section, stranded, max.	6 mm ²			
Connection cross-section, stranded, min.	1.5 mm ²			
Connection direction	on side			
Gauge to IEC 60947-1	A3			
Number of connections	2			
Stripping length	10 mm			
Tightening torque, max.	0.8 Nm			
Tightening torque, min.	0.5 Nm			
Torque level with DMS electric screwdriver	2			
Type of connection	Screw connection			
Wire connection cross section AWG, max.	AWG 10			
Wire connection cross section AWG, min.	AWG 22			
Wire connection cross section, finely stranded, max.	6 mm ²			
Wire connection cross section, finely stranded, min.	0.5 mm ²			

Creation date August 10, 2021 11:38:29 AM CEST

WSI 4/2

Weidmüller Interface GmbH & Co. KG

Klingenbergstraße 26

D-32758 Detmold

Germany

www.weidmueller.com

Technical data

Wire connection cross-section, finely stranded with wire-end ferrules DIN 46228/1, max.	4 mm ²
Wire connection cross-section, finely stranded with wire-end ferrules DIN 46228/1, min.	0.5 mm ²
Wire connection cross-section, solid core, max.	6 mm ²
Wire connection cross-section, solid core, min.	0.5 mm ²

Dimensions

TS 15 offset	32 mm	TS 32 offset	38 mm
TS 35 offset	38 mm		

Display element

Operating voltage for display, max.	500 V
-------------------------------------	-------

Fuse terminals

Cartridge fuse	6.3 x 32 mm (1/4 x 1 1/4")	Display	Without LED
Fuse holder (cartridge holder)	Pivoting	Operating voltage, max.	250 V
Power loss for overload and short-circuit protection for a composite arrangement	1.6 W at 1.0 A @ 41°C	Power loss for short-circuit protection only for a composite arrangement	2.5 W at 2.5 A @ 68°C
Power loss for short-circuit protection only for an individual arrangement	4.0 W at 10 A @ 55°C		

General

Rail	TS 35, TS 32	Standards	IEC 60947-7-3
Wire connection cross section AWG, max.	AWG 10	Wire connection cross section AWG, min.	AWG 22

Rating data

Rated cross-section	4 mm ²	Rated voltage	500 V
Rated voltage to adjoining terminal	500 V	Rated current	6.3 A
Current at maximum wires	6.3 A	Standards	IEC 60947-7-3
Volume resistance according to IEC 60947-7-x	1 mΩ	Rated impulse withstand voltage	6 kV
Power loss in accordance with IEC 60947-7-x	1.02 W	Pollution severity	3

UL rating data

Certificate No. (cURus)	E60693	Conductor size Factory wiring max. (cURus)	10 AWG
Conductor size Factory wiring min. (cURus)	30 AWG	Conductor size Field wiring max. (cURus)	10 AWG
Conductor size Field wiring min. (cURus)	30 AWG	Current size B (cURus)	15 A
Current size C (cURus)	15 A	UL_current_Print	15 A
UL_voltage_Print	300 V	UL_wire_max_Print	10 AWG
UL_wire_min_Print	30 AWG	Voltage size B (cURus)	300 V
Voltage size C (cURus)	300 V		

Creation date August 10, 2021 11:38:29 AM CEST

Catalogue status 30.07.2021 / We reserve the right to make technical changes.

4

WSI 4/2

Weidmüller Interface GmbH & Co. KG

Klingenbergstraße 26

D-32758 Detmold

Germany

www.weidmueller.com

Technical data

Classifications

ETIM 6.0	EC000899	ETIM 7.0	EC000899
ETIM 8.0	EC000899	ECLASS 9.0	27-14-11-16
ECLASS 9.1	27-14-11-16	ECLASS 10.0	27-14-11-16
ECLASS 11.0	27-14-11-16		

Approvals

Approvals



ROHS	Conform
UL File Number Search	E60693

Downloads

Approval/Certificate/Document of Conformity	CB Testreport CB Certificate EAC certificate Lloyds Register Certificate Declaration of Conformity Declaration of Conformity all terminals
Engineering Data	STEP
Engineering Data	EPLAN, WSCAD, Zuken E3.S
User Documentation	StorageConditionsTerminalBlocks
Catalogues	Catalogues in PDF-format
Brochures	

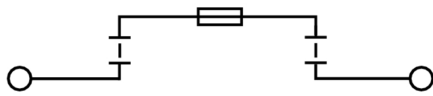
Data sheet

WSI 4/2

Weidmüller Interface GmbH & Co. KG
Klingenbergstraße 26
D-32758 Detmold
Germany

www.weidmueller.com

Drawings




WSI 4/2

Weidmüller Interface GmbH & Co. KG
 Klingenbergstraße 26
 D-32758 Detmold
 Germany

www.weidmueller.com

Accessories

4 mm²

End plates are fitted to the open side of the last modular terminal before the end bracket. The use of an end plate ensures the function of the modular terminal and the specified rated voltage. It guarantees protection against contact with live parts and makes the final terminal finger-proof.

General ordering data

Type	WAP WSI4/2	Version
Order No.	1880450000	W-Series, End plate
GTIN (EAN)	4032248541911	
Qty.	50 pc(s).	

Combined screwing and cutting tool "Swifty®"



Combined cutting/screwing tool: Swifty® and Swifty® set for clean cutting of copper cables up to 1.5 mm² (solid) and 2.5 mm² (flexible)

General ordering data

Type	SWIFTY SET	Version
Order No.	9006060000	Cutting and screwing-tool, Cutting tool for one-hand operation
GTIN (EAN)	4032248257638	
Qty.	1 pc(s).	


WSI 4/2

Weidmüller Interface GmbH & Co. KG
 Klingenbergstraße 26
 D-32758 Detmold
 Germany

www.weidmueller.com

Accessories

Z-Series



Weidmüller's range of products includes end brackets that guarantee a permanent, reliable mounting on the terminal rail and prevent sliding. Versions with and without screws are available. The end brackets include marking options, also for group markers, and also a test plug holder.

General ordering data

Type	ZST 1	Version
Order No.	1269070000	Accessories, Accessories holder
GTIN (EAN)	4050118094091	
Qty.	25 pc(s).	

Blank



The Dekafix (DEK) marker is the universal marker for all conductor and plug-in connectors as well as for electronic sub-assemblies. The system is ideal for short number sequences and covers a wide range of ready-printed markers.

Strips for fast installation in only one work step. The printing is easy to read, rich in contrast and available in various widths.

- Large range of ready-to-use markers
- Strips for fast installation
- Terminal markers, suitable for all Weidmüller cable connectors
- Available as blank MultiCard or with standard printing

For custom printing: Please send us a file of our labeling software M-Print PRO or M-Print PRO Online (without installation) for your labeling specifications.

General ordering data

Type	DEK 5/5 MC NE WS	Version
Order No.	1609801044	Dekafix, Terminal marker, 5 x 5 mm, Pitch in mm (P): 5.00
GTIN (EAN)	4008190397111	Weidmueller, white
Qty.	1,000 pc(s).	

WSI 4/2

Weidmüller Interface GmbH & Co. KG
Klingenbergstraße 26
D-32758 Detmold
Germany

www.weidmueller.com

Accessories**Slotted screwdriver**

Slotted screwdriver with rounded blade SD DIN 5265,
ISO 2380/2, output to DIN 5264, ISO 2380/1.
ChromTop tip, SoftFinish grip

**General ordering data**

Type	SDS 0.6X3.5X100	Version
Order No.	9008330000	Screwdriver, Screwdriver
GTIN (EAN)	4032248056286	
Qty.	1 pc(s).	

Mouser Electronics

Authorized Distributor

Click to View Pricing, Inventory, Delivery & Lifecycle Information:

[Weidmuller:](#)

[1880430000](#)