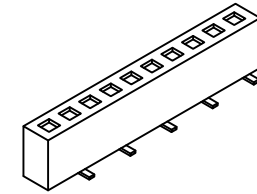
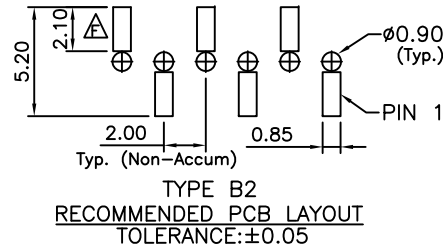
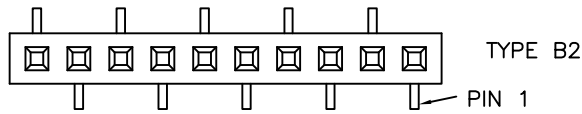
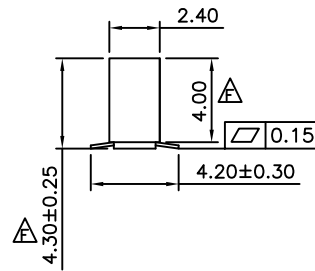
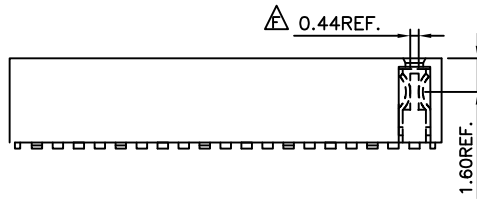


TYPE B1



TYPE B2



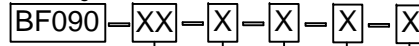
CONTACTS	DIMENSIONS	
	A	B
2	2.0	4.6
3	4.0	6.6
4	6.0	8.6
5	8.0	10.6
6	10.0	12.6
7	12.0	14.6
8	14.0	16.6
9	16.0	18.6
10	18.0	20.6
11	20.0	22.6
12	22.0	24.6
13	24.0	26.6
14	26.0	28.6
15	28.0	30.6
16	30.0	32.6
17	32.0	34.6
18	34.0	36.6
19	36.0	38.6
20	38.0	40.6
21	40.0	42.6
22	42.0	44.6
23	44.0	46.6
24	46.0	48.6
25	48.0	50.6
26	50.0	52.6
27	52.0	54.6
28	54.0	56.6
29	56.0	58.6
30	58.0	60.6
31	60.0	62.6
32	62.0	64.6
33	64.0	66.6
34	66.0	68.6
35	68.0	70.6
36	70.0	72.6
37	72.0	74.6
38	74.0	76.6
39	76.0	78.6
40	78.0	80.6

SPECIFICATIONS 规格

CURRENT RATING 电流额定值: 2 AMP
 INSULATOR RESISTANCE 绝缘电阻值: 1000 MEGOHMS MIN.
 CONTACT RESISTANCE 接触电阻值: 20mOHMS MAX.
 DIELECTRIC WITHSTANDING 耐电压: AC 500 V
 OPERATING TEMPERATURE 工作温度: -40°C TO +105°C
 CONTACT MATERIAL 端子物料: COPPER ALLOY
 INSULATOR MATERIAL 绝缘体物料:
 STANDARD 标准物料: POLYAMIDE 聚酰胺, NYLON 6T, UL 94-V0
 OPTIONS 可选物料: POLYESTER 聚酯, LCP, UL 94-V0
 SOLDERING PROCESS 可焊性:
 NYLON 6T (STANDARD 标准物料) -
 IR REFLOW 回流焊: 260°C for 10 sec.
 WAVE 波峰焊: 230°C for 5-10 sec.
 MANUAL SOLDER 人工焊接: 350°C for 3-5 sec
 LCP (OPTION 可选物料) -
 IR REFLOW 回流焊: 260°C for 10 sec. Δ
 WAVE 波峰焊: 250°C for 5-10 sec.
 MANUAL SOLDER 人工焊接: 350°C for 3-5 sec Δ

MATES WITH 配套之母座 (SUBJECT TO PIN LENGTH 在端子长度适合的条件下):
 BF020 BF021 BF025 BF035 BF036
 BF040 BF130

Ordering Grid



REQUEST SAMPLES AND QUOTATION

Δ No. of Contacts
02 to 40

Contact Plating
 A = Gold Flash All Over
 B = Selective Gold Flash Contact Area/
 Tin On Tail
 C = Tin All Over
 G = 10µ" Gold Contact Area/Tin On Tail
 I = 30µ" Gold Contact Area/Tin On Tail
Standard = Gold Flash All Over

Type
 1 = Type B1
 2 = Type B2

Insulator Material
N = Nylon 6T (Standard)
 L = LCP

Δ Packing Options
C = Tape and Reel with Film (Standard)
 B = Tape and Reel with Cap
 D = Tube
 E = Tube with Cap
 F = Tube with Film

Δ For bottom entry applications, stringent soldering control & pin alignment are required as lead to pad misalignment could cause incorrect mating.

By	LYH	PN	CB	DR	SA	ASE
DETAIL	DRAWING RELEASE	NOTE ADDED	PACKING OPTIONS CHANGED	CHANGE TO SOLDER TEMP. INFORMATION	No. OF CONTACTS CHANGED	PCN: BF090-001
REV DATE	A 31/10/07	B 20/04/09	C 27/04/09	D 05/08/09	E 15/02/10	F 19/04/12



Tolerances (Except as noted)		Part Number:-	Date:-
Dimensions in mm		BF090	31 OCT 07
X: ± 0.30	X°: ±5°	Description:-	
X.X ± 0.20	X°: ±3°	2.0mm PITCH SOCKET, SINGLE ROW, SURFACE MOUNT, DUAL ENTRY	
X.XX ± 0.15	X°: ±2°	© THIS DRAWING IS CONFIDENTIAL AND MUST NOT BE COPIED OR DISCLOSED WITHOUT WRITTEN CONSENT	
X.XXX ± 0.10	X°: ±1°	Third Angle Projection	

Scale	Revision	Material	Drawn by	Sheet No.
NTS	F	See Note	LYH	E & OE 1/1

GCT

www.globalconnectortechology.com

Mouser Electronics

Authorized Distributor

Click to View Pricing, Inventory, Delivery & Lifecycle Information:

[Global Connector Technology \(GCT\):](#)

[BF090-10-A-1-N-D](#)